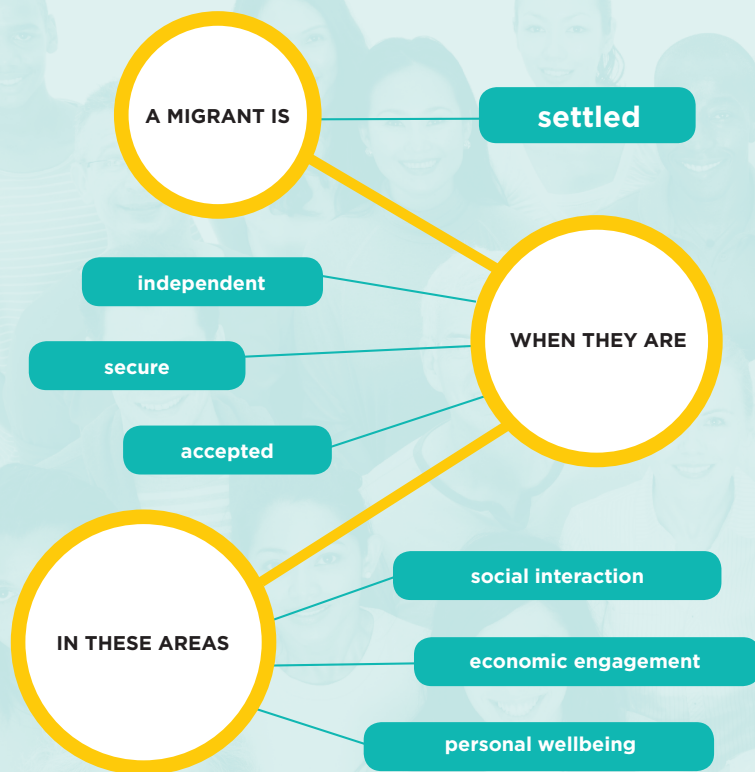


FUNDAMENTALS OF EFFECTIVE SETTLEMENT



NATIONAL SETTLEMENT SERVICES OUTCOME STANDARDS

EDUCATION and training pathways are paramount to the effective settlement of new arrival communities

EMPLOYMENT Settlement services and programs provide effective, sustainable and diverse support in contributing to employment outcomes

HEALTH & WELLBEING Settlement services clients are engaged through effective and responsive primary prevention and early intervention initiatives that encourage health and wellbeing

HOUSING Access to appropriate and affordable housing is an essential feature of successful settlement outcomes

LANGUAGE SERVICES English language tuition, interpreting and translating services are a critical feature of effective communication and essential to the delivery of high quality services

TRANSPORT Migrants are able to confidently and efficiently use personal and community transport options

CIVIC PARTICIPATION Settlement service provision is outcomes focused and results in an increasing evidence base demonstrating civic participation of migrants and new arrival communities

FAMILY AND SOCIAL SUPPORT Settlement services are informed in relation to the intersecting issues that impact family relationships within the settlement process and responsive to supporting clients to overcome these

JUSTICE The right to justice is a fundamental human right and settlement services recognise that access to legal literacy is fundamental to successful settlement

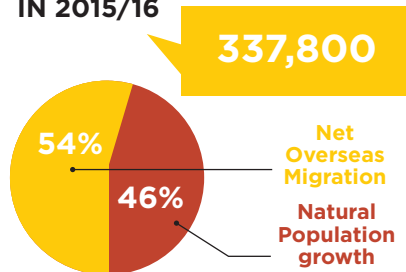
SETTLEMENT IN AUSTRALIA - 2017

AUSTRALIA'S POPULATION



as at December 2016

POPULATION GROWTH IN 2015/16



190,000

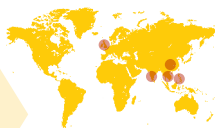
New Australians welcomed in annual General Migration Program



@SCOA_Aus

@SettlementCouncilofAustralia

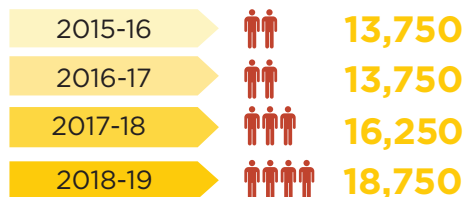
As at December 2015 over **28%** of Australia's population was born overseas and another **21%** were second-generation migrants.



Top source countries:


China, India, Philippines, Vietnam, United Kingdom

AUSTRALIA'S HUMANITARIAN INTAKE



In 2015 Australia announced that it would take a further **12,000** refugees from the Syrian/Iraqi conflict, not included in the above numbers

2015-16 PERMANENT INTAKE TO AUSTRALIA



SETTLEMENT OF HUMANITARIAN MIGRANTS BY STATE/TERRITORY



HUMANITARIAN PROGRAM 2015/16 DEMOGRAPHICS

COUNTRIES OF BIRTH

Iraq: 28% (5,361)
Syria: 25% (4,837)
Burma: 8% (1,473)
Afghanistan: 7% (1,345)
Iran: 4% (747)
Thailand: 3% (555)
Pakistan: 2% (409)
Eritrea: 2% (300)
Bhutan: 1% (278)
Other: 17% (3,321)

AGE OF ARRIVALS

Under 18: 8,439 (44%)
18-34: 5,372 (28%)
35-65: 4,796 (25%)
65+: 528 (3%)

76% of recent humanitarian arrivals report having personally experienced at least one type of trauma before coming to Australia

2016-2020 MIGRATION PROGRAM GOVERNMENT BUDGET

